

INSIDE THIS ISSUE

- Community News..... 2
- Community Events...3
- Property Management News 3
- Contact Info.....8

A NOTE FROM THE EXECUTIVE DIRECTOR

Dear Friends,

Gratitude and the Holidays: I would like to wish residents, staff, and their families a holiday season filled with love, peace, and joy. This time of year often has me reflecting on the role of gratitude in my life—recognizing not only when I have shown gratitude to the countless people who have enriched my life, but also the times when I’ve fallen short, perhaps taking for granted the very people that most deserve my gratitude.

For me, it is my children—I am grateful for the way their curious minds cause me to question my own views of the world and give me hope for its future, for the forgiveness they so generously extend when I admit to them I made a mistake, and for giving me a constant reminder that I mean the world to someone. I encourage you to reflect on the people you are grateful for, and to make sure they know it.

Inspections: January will be a month for inspections from the City and HUD, so in preparation, property management will come through to pre-inspect units throughout this month and next month. Please be sure to inform your office prior to inspections of any maintenance issues in your unit.

New Staff: Please join me in welcoming Mirrion Woods, our new property manager for the Deborah Strong Housing portfolio. I would like to thank staff for stepping up to cover our gaps while vacant positions are being filled. Please stop in to the Sauk Trail Pointe office to say hello to Ms. Woods when you get a chance.

Happy Holidays,



Zac Fosler
Executive Director & CEO



COMMUNITY NEWS

Stop by Sauk Trail Pointe and check out the freshly cut tree that Darlene and the rest of the Family Empowerment Team picked up for the holidays!




Farewell from FEP Intern – Jaedah

As my time at New Parkridge comes to a close, I would like to take the time out to thank you all for allowing me the opportunity to serve you as this community's social worker. It has been an honor to serve the community this year. I have learned so much about Ypsilanti and the wonderful residents that reside here. I wish you all a wonderful holiday season and a Happy New Year! Thank you all again!

Warmest regards,

Jaedah



COMMUNITY EVENTS

- DECEMBER 6**— Holiday Party (4:30-6:30pm, Sauk Trail Pointe)
- DECEMBER 7**— Vision Board Workshop (11am-2pm, Sauk Tail Pointe)
- DECEMBER 13**— Ypsilanti Community Holiday Dinner (11am-3pm, 124 Pearl St.)
- DECEMBER 18**— Holiday Party (5:30-7pm, New Parkridge)
- DECEMBER 19**— Holiday Party (5-7pm, Hamilton Crossing)
- DECEMBER 20**— DIY Baby Wipes, Baby Soap Workshop (1pm, New Parkridge)

PROPERTY MANAGEMENT NEWS

- **Late fee reminders:** Rent is due on the 1st, on the 5th it is considered late. On the 6th a \$5 fee will be added to your account, and \$1 fee will be added for each additional day late up to \$25.
- **Please make sure to check mailboxes regularly, for inspection notices, recertification notices, etc.**
- **Reminder to residents with pets covered under the 504 accommodation law, please make sure that the office has your animal's information. Unauthorized pets will result in a lease violation.**
- **Upcoming Resident unit Inspections in preparation of the upcoming REAC Inspection:**
 12/10-12/14 between 10am-3pm
 01/07/2019-01/11/2019 Between 10am-3pm,
 01/28/19-02/01/19 Between 10am-3pm
REAC INSPECTION: Feb 5th and 6th time: TBD



OUR COMMUNITIES

Hamilton Crossing (144 Units)
596 South Hamilton St.

Hollow Creek (24 Units)
A Deborah Strong Property
130 S. Grove

New Parkridge (86 Units)
831 Hilyard Robinson Way

Sauk Trail Pointe (36 Units)
A Deborah Strong Property
928 W. Michigan Ave.

Scattered Sites (29 Units)

Towner (23 Units)
A Deborah Strong Property
Towner St.

December 2018

Sun	Mon	Tue	Wed	Thu	Fri	Sat
						1 Rent Due
2	3	4	5 Late Fees	6	7	8
9	10	11	12	13	14	15
16	17	18	19	20	21	22
23	24	25	26	27	28	29
30	31					

The Family Empowerment Program

Presents

THE NUTCRACKER

Thursday, December 6th, 2018

Sauk Trail Pointe
928 W. Michigan Ave
Community Room

4:30 pm - 6:30 pm

COME HELP US CELEBRATE
THE HOLIDAY SEASON!

QUESTIONS? CALL DARLENE
(734)756-5152

CRAFTS, FOOD, PRESENTS, and PRIZES

2018 Holiday Party



**Downtown
Ypsilanti Area
2018 Community
Holiday Dinner**



**December 13th
11 am to 3 pm
Everyone
Welcome!**


Host: Ypsi Alehouse

124 Pearl Street ~ Downtown Ypsi
(Corner of Pearl & Washington)


(Handicap Accessible)

Free to All!

Questions: 734-973-4613



Vision Board Workshop



What if you could change your future?

Come to our vision board workshop

WHEN: Friday, December 7th, 2018

11am – 2pm

WHERE: SAUK TRAIL POINTE

928 W. Michigan Ave

“The biggest adventure you can take is to live the life of your dreams.” – Oprah Winfrey

DIY Workshop from Avalon Housing: Homemade Baby Wipes & Homemade Baby Soap



Come learn how to make your own baby wipes and baby soap! Great for sensitive skin, helping with rashes, exzema, and leaving baby with soft skin all over!



Thursday, December 20th at 1pm
Hosted by **New Parkridge**
831 Hilyard Robinson Way
Ypsilanti, MI 48197

For more information about this event,
please contact Bekah Whitehead at Rwhitehead@AvalonHousing.org



Winter Holiday Safety


Winter holidays are a time for families and friends to get together. But that also means a greater risk for fire. Following a few simple tips will ensure a happy and fire-safe holiday season.

HOLIDAY DECORATING

- » Be careful with holiday decorations. Choose decorations that are flame resistant or flame retardant.
- » Keep lit candles away from decorations and other things that can burn.
- » Some lights are only for indoor or outdoor use, but not both.
- » Replace any string of lights with worn or broken cords or loose bulb connections. Connect no more than three strands of mini light sets and a maximum of 50 bulbs for screw-in bulbs. Read manufacturer's instructions for number of LED strands to connect.
- » Use clips, not nails, to hang lights so the cords do not get damaged.
- » Keep decorations away from windows and doors.

HOLIDAY ENTERTAINING

- » Test your smoke alarms and tell guests about your home fire escape plan.
- » Keep children and pets away from lit candles.
- » Keep matches and lighters up high in a locked cabinet.
- » Stay in the kitchen when cooking on the stovetop.
- » Ask smokers to smoke outside. Remind smokers to keep their smoking materials with them so young children do not touch them.
- » Provide large, deep ashtrays for smokers. Wet cigarette butts with water before discarding.



Before Heading Out or to Bed

Blow out lit candles when you leave the room or go to bed. **Turn off** all light strings and decorations before leaving home or going to bed.

FACTS

- ! **Almost half** of all home decoration fires are started by candles.
- ! **Half** of holiday decoration fires happen because decorations are placed too close to a heat source.



Your Source for SAFETY Information

NFPA Public Education Division • 1 Batterymarch Park, Quincy, MA 02169

www.nfpa.org/education

Christmas Tree Safety



As you deck the halls this holiday season, be fire smart. A small fire that spreads to a Christmas tree can grow large very quickly.



PICKING THE TREE

- » Choose a tree with fresh, green needles that do not fall off when touched.



PLACING THE TREE

- » Before placing the tree in the stand, cut 2" from the base of the trunk.
- » Make sure the tree is at least three feet away from any heat source, like fireplaces, radiators, candles, heat vents or lights.
- » Make sure the tree is not blocking an exit.
- » Add water to the tree stand. Be sure to add water daily.



LIGHTING THE TREE

- » Use lights that have the label of an independent testing laboratory. Some lights are only for indoor or outdoor use.
- » Replace any string of lights with worn or broken cords or loose bulb connections. Connect no more than three strands of mini string sets and a maximum of 50 bulbs for screw-in bulbs. Read manufacturer's instructions for number of LED strands to connect.
- » Never use lit candles to decorate the tree.
- » Always turn off Christmas tree lights before leaving home or going to bed.

After Christmas

Get rid of the tree after Christmas or when it is dry. Dried-out trees are a fire danger and should not be left in the home or garage, or placed outside against the home. Check with your local community to find a recycling program. Bring outdoor electrical lights inside after the holidays to prevent hazards and make them last longer.



FACTS

- ! **One** of every three home Christmas tree fires are caused by electrical problems.
- ! Although Christmas tree fires are not common, when they do occur, they are more likely to be serious.
- ! A heat source too close to the tree causes roughly **one in every six** of the fires.

www.nfpa.org/education



Your Source for SAFETY Information

NFPA Public Education Division • 1 Batterymarch Park, Quincy, MA 02169

Newsletter Questions/Comments?

Please email Tarah Hearn

hearnst@ypsilantihc.org

Ypsilanti Housing Commission
601 Armstrong Dr.
Ypsilanti, MI 48197
Phone: 734-482-4300

Family Empowerment Program
(734) 340-2411

Hamilton Crossing
596 S. Hamilton Street
(734)-484-1706

Hollow Creek
130 S. Grove
(734) 221-5499

New Parkridge
831 Hilyard Robinson Way
(734) 961-7453

Sauk Trail Pointe
928 W. Michigan Ave.
(734) 547-5117